




ACRYLIC LED EDGE-LIT LIGHTED PANEL - 12"X12" SQUARE

MODEL: AL-LP-12X12-U



Description

aspectLED's edge-lit acrylic sheet lighted panels are at the forefront of an innovative new trend in lighting that combines etched light guide acrylic with LED's linear technology. That pairing allows for a variety of new and unique applications. Mount the panels under an onyx counter or behind a sign or display for intense backlighting effects. All of our lighted sheet acrylic panel products are fully frameless and use machine etched light guides to distribute the light evenly.

We also offer custom built edge-lit panels designed and cut to your specific needs. Custom colors, custom brightness levels, waterproofing, and custom sheet sizes are all available on a special order basis. Contact us for details.

Learn more

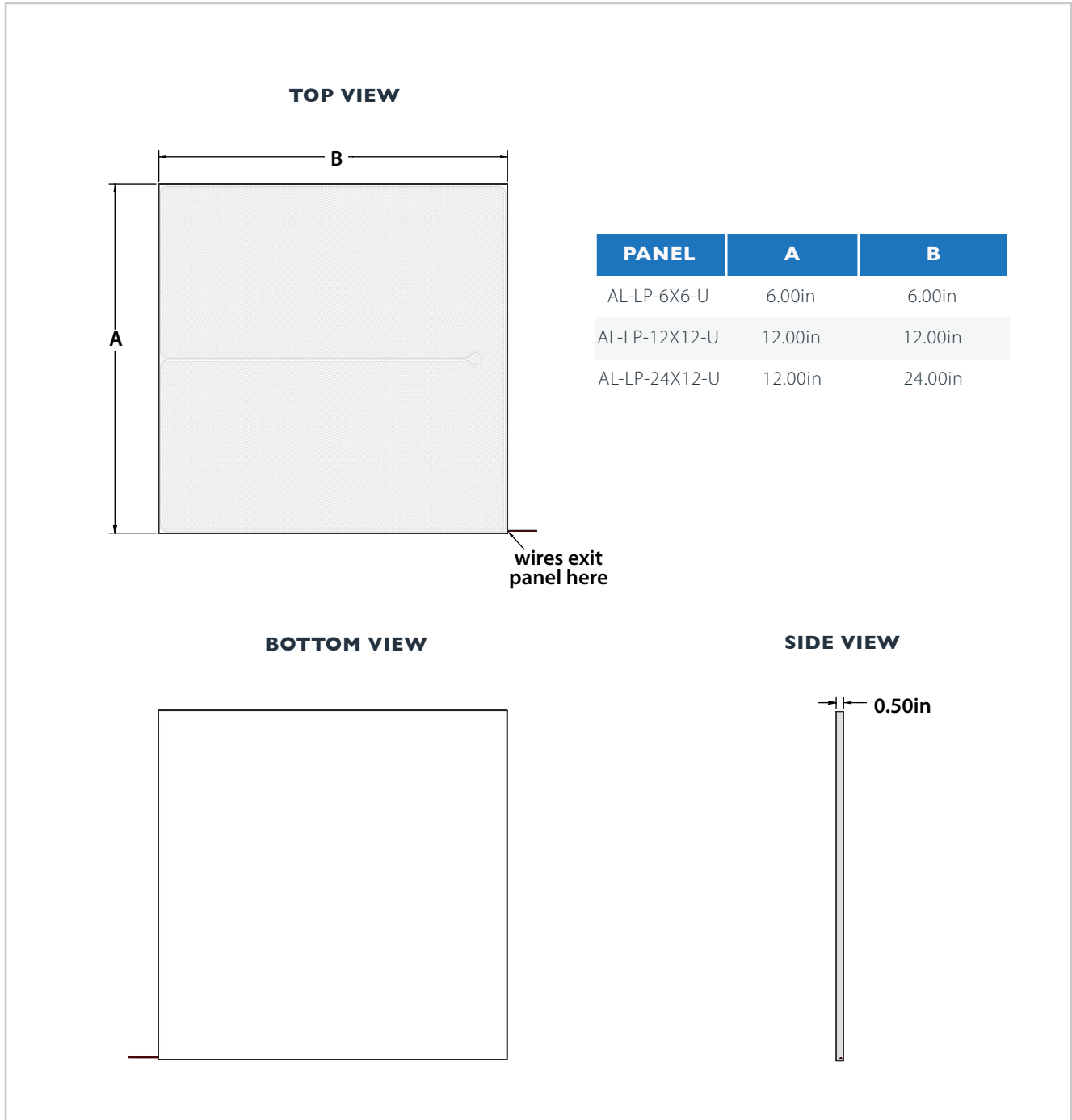


www.aspectLED.com | 888.503.1317 | sales@aspectled.com

For general information purposes only. Specifications, dimensions and construction not guaranteed and are subject to change without notice. Copyright © 2022 ASP Holdings, Inc. All rights reserved.

	12VDC	24VDC
Dimensions	12" wide 12" long 1/2" thick	12" wide 12" long 1/2" thick
Available Sizes	Up to 48" x 96" Many thicknesses available	Up to 48" x 96" Many thicknesses available
IP Rating	IP66 Splash Resistant	IP66 Splash Resistant
Input Voltage	12VDC	24VDC
Dimmable	YES	YES
Max Power Consumption	12 Watts Custom wattages available. <i>Contact us for details.</i>	12 Watts Custom wattages available. <i>Contact us for details.</i>
Max Luminous Flux	450 Lumens Custom brightness levels available. <i>Contact us for details.</i>	450 Lumens Custom brightness levels available. <i>Contact us for details.</i>
LED Type	SMD 3528 LED Chips	SMD 3528 LED Chips
LED Color	Warm White 3000K Cool White 6000K Blue 465-470nm Green 520-525nm Red 620-625nm Yellow 590-595nm Custom single color, RGB and RGBW color changing versions available by custom order.	Warm White 3000K Cool White 6000K Blue 465-470nm Green 520-525nm Red 620-625nm Yellow 590-595nm Custom single color, RGB and RGBW color changing versions available by custom order.
Weight	2.8 lb	2.8 lb
Estimated Lifespan	50,000 hours	50,000 hours
Warranty	1 Year	1 Year
Suitable Uses	Dry or Damp Locations	Dry or Damp Locations
Standards / Certifications	Built with UL Listed components, RoHS	Built with UL Listed components, RoHS

Light Fixture Dimensions



ACRYLIC LED EDGE-LIT LIGHTED PANEL - 12"X12" SQUARE
MODEL: AL-LP-12X12-U

Accessories

250 Watt LED Power Supply
SKU: AL-PS-W-250



300 Watt LED Power Supply
SKU: AL-PS-W-300



SKU Builder

MODEL #:

AL-LP-12X12-U

LED LIGHT COLOR:

- WW** - Warm White
- CW** - Cool White
- DW** - DayWhite
- R** - Red
- G** - Green
- B** - Blue
- Y** - Yellow/Amber

VOLTAGE:

- 12VDC**
- 24VDC**