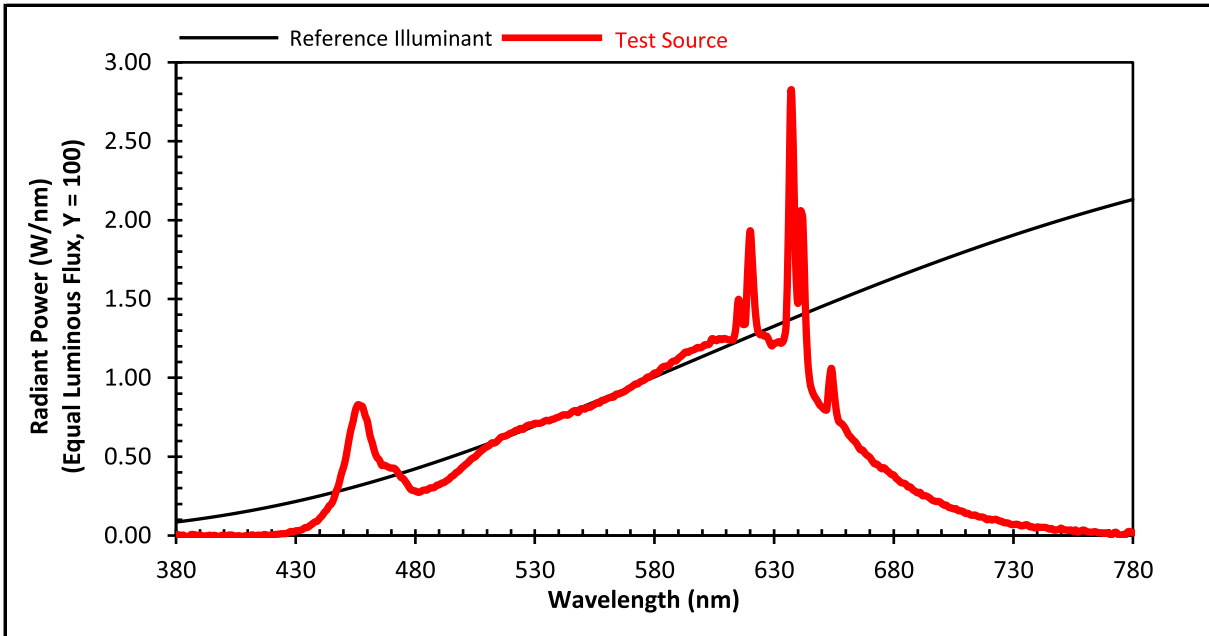


Photometric Measurement Report

Measured via Labsphere's Integral™ Light Measurement Platform

TM-30 Graphical Data via IES TM-30 Basic Calculator Version 2.05

Product	AL-SL-AR-IP20-24-3K	5/6/26 3:37 PM
Description	Architect Strip Light - 3000K - 24VDC - IP20	Integration Time 6.80 Scans Averaged 3
Notes	5M	Saturation 82.13%
Scan ID	310 Test by EV	Sphere Geometry 4pi



CCT (K)	Lumens	Watts	Volts (DC)	Amps	Efficacy
2986.00	8715.68	53.97	24.00	2.25	161.50

CIE 1931			CIE 1960		CIE 1796	
x	y	Y	u	v	u'	v'
0.44	0.40	12.76	0.25	0.35	0.25	0.52

CRI (Ra)		91.67			
R1	92	R6	96	R11	94
R2	97	R7	89	R12	83
R3	98	R8	76	R13	93
R4	92	R9	46	R14	99
R5	92	R10	91	R15	87

CQS (Qa)		90.51			
VS1	86	VS6	93	VS11	94
VS2	95	VS7	92	VS12	92
VS3	90	VS8	93	VS13	92
VS4	90	VS9	98	VS14	85
VS5	93	VS10	95	VS15	84

Understanding TM-30

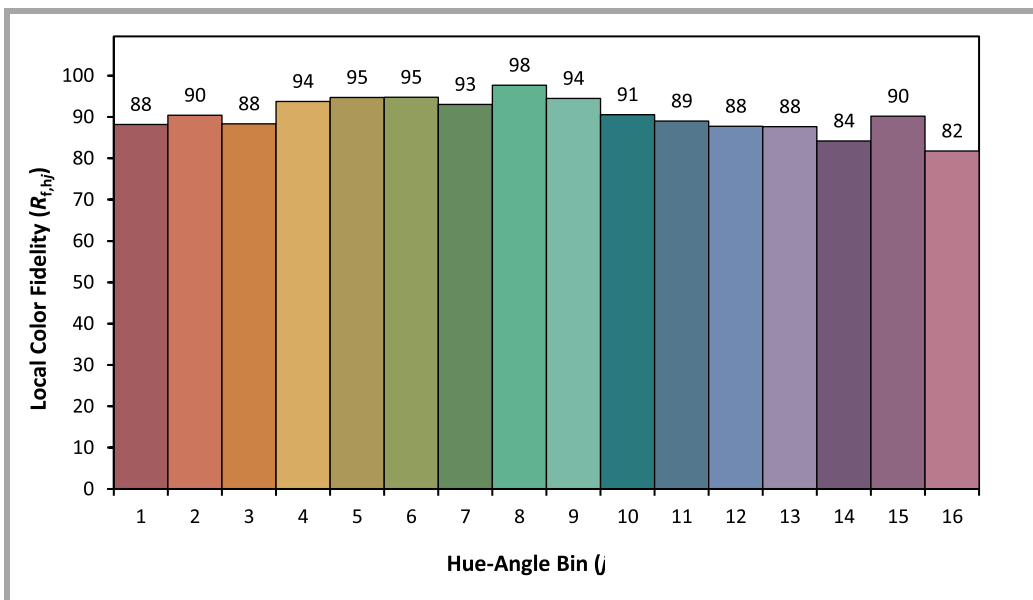
<u>Measure</u>	<u>Symbol</u>	<u>Description</u>	<u>Typical Values</u>
Fidelity Index	Rf	Overall average similarity	70 to 100
Gamut Index	Rg	Overall average saturation (change in chroma) >100 = Oversaturated, <100 = Desaturated	80 to 120
Color Vector Graphic	CVG	Visual representation of hue and saturation changes	n/a
Local Color Fidelity	Rf,hj	Average similarity for a specific hue-angle bin (16 values)	60 to 100
Local Chroma Shift	Rcs,hj	Average relative change in chroma for a specific hue-angle bin (16 values)	-20% to 20%
Local Hue Shift	Rhs,hj	Average change in hue angle (in radians) for a specific hue-angle bin (16 values)	-0.2 to 0.2
Sample Color Fidelity	Rf,ces	Average similarity for a specific color sample (99 values)	60 to 100

TM-30 Measurements

TM-30	Rf	90.46
	Rg	98.87

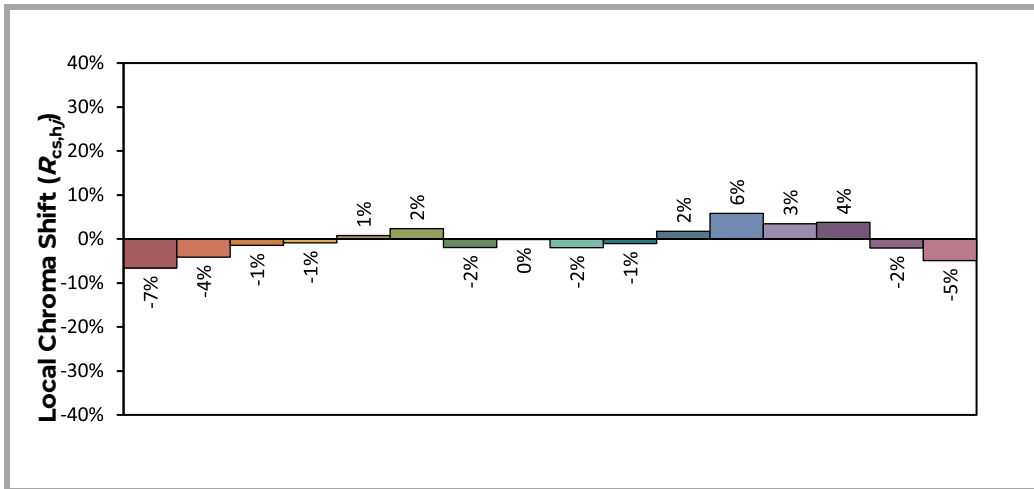
Local Color Fidelity

Rf,hj 1	88.2	Rf,hj 5	94.7	Rf,hj 9	94.5	Rf,hj 13	87.7
Rf,hj 2	90.4	Rf,hj 6	94.8	Rf,hj 10	90.6	Rf,hj 14	84.2
Rf,hj 3	88.3	Rf,hj 7	93.0	Rf,hj 11	89.0	Rf,hj 15	90.2
Rf,hj 4	93.8	Rf,hj 8	97.7	Rf,hj 12	87.8	Rf,hj 16	81.8



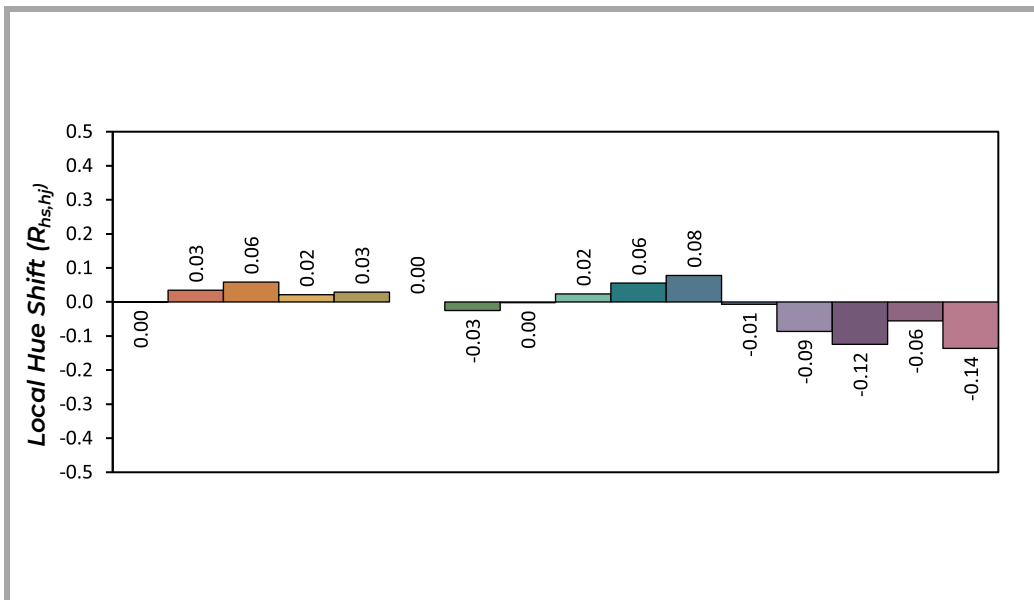
Local Chroma Shift

Rcs,hj 1	-6.6	Rcs,hj 5	0.8	Rcs,hj 9	-2.0	Rcs,hj 13	3.5
Rcs,hj 2	-4.1	Rcs,hj 6	2.4	Rcs,hj 10	-1.0	Rcs,hj 14	3.8
Rcs,hj 3	-1.5	Rcs,hj 7	-1.9	Rcs,hj 11	1.8	Rcs,hj 15	-2.1
Rcs,hj 4	-0.9	Rcs,hj 8	-0.1	Rcs,hj 12	5.8	Rcs,hj 16	-4.9

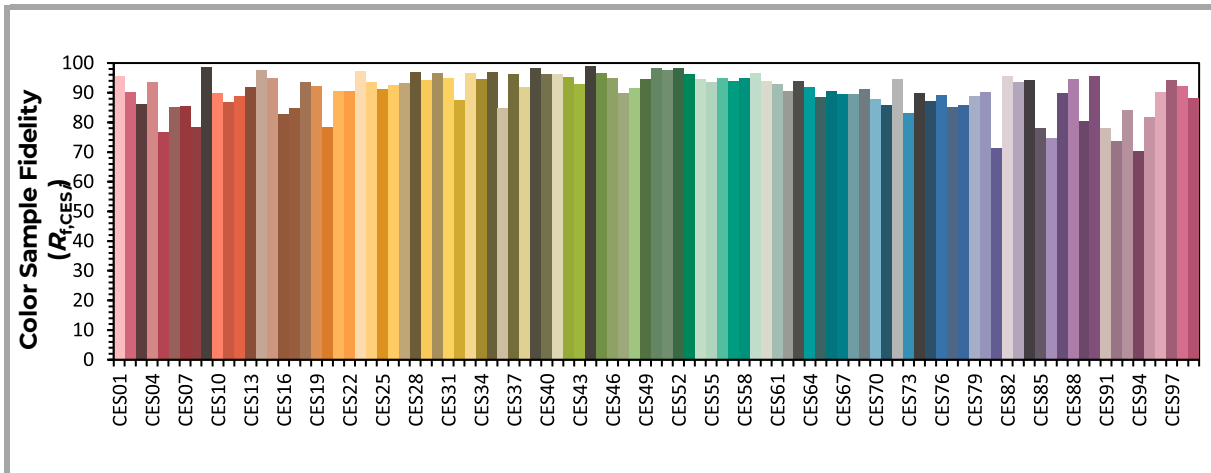


Local Hue Shift

Rhs,hj 1	0.00	Rhs,hj 5	0.03	Rhs,hj 9	0.02	Rhs,hj 13	-0.09
Rhs,hj 2	0.03	Rhs,hj 6	0.00	Rhs,hj 10	0.06	Rhs,hj 14	-0.12
Rhs,hj 3	0.06	Rhs,hj 7	-0.03	Rhs,hj 11	0.08	Rhs,hj 15	-0.06
Rhs,hj 4	0.02	Rhs,hj 8	0.00	Rhs,hj 12	-0.01	Rhs,hj 16	-0.14



Sample Color Fidelity							
Rf,ces 1	95.7	Rf,ces 26	92.4	Rf,ces 51	97.7	Rf,ces 76	89.3
Rf,ces 2	90.2	Rf,ces 27	93.3	Rf,ces 52	98.3	Rf,ces 77	85.0
Rf,ces 3	86.0	Rf,ces 28	96.8	Rf,ces 53	96.3	Rf,ces 78	85.8
Rf,ces 4	93.5	Rf,ces 29	94.3	Rf,ces 54	94.6	Rf,ces 79	89.0
Rf,ces 5	76.6	Rf,ces 30	96.7	Rf,ces 55	93.5	Rf,ces 80	90.2
Rf,ces 6	85.3	Rf,ces 31	94.9	Rf,ces 56	94.9	Rf,ces 81	71.3
Rf,ces 7	85.5	Rf,ces 32	87.4	Rf,ces 57	94.0	Rf,ces 82	95.6
Rf,ces 8	78.4	Rf,ces 33	96.6	Rf,ces 58	94.9	Rf,ces 83	93.5
Rf,ces 9	98.5	Rf,ces 34	94.6	Rf,ces 59	96.7	Rf,ces 84	94.4
Rf,ces 10	89.7	Rf,ces 35	96.9	Rf,ces 60	93.8	Rf,ces 85	77.9
Rf,ces 11	86.9	Rf,ces 36	84.8	Rf,ces 61	92.9	Rf,ces 86	74.7
Rf,ces 12	88.9	Rf,ces 37	96.2	Rf,ces 62	90.4	Rf,ces 87	89.8
Rf,ces 13	91.9	Rf,ces 38	91.8	Rf,ces 63	93.7	Rf,ces 88	94.5
Rf,ces 14	97.7	Rf,ces 39	98.3	Rf,ces 64	91.8	Rf,ces 89	80.5
Rf,ces 15	95.0	Rf,ces 40	96.2	Rf,ces 65	88.5	Rf,ces 90	95.6
Rf,ces 16	82.9	Rf,ces 41	96.4	Rf,ces 66	90.4	Rf,ces 91	78.1
Rf,ces 17	84.9	Rf,ces 42	95.4	Rf,ces 67	89.4	Rf,ces 92	73.7
Rf,ces 18	93.6	Rf,ces 43	92.9	Rf,ces 68	89.5	Rf,ces 93	84.1
Rf,ces 19	92.3	Rf,ces 44	99.0	Rf,ces 69	91.2	Rf,ces 94	70.3
Rf,ces 20	78.3	Rf,ces 45	96.6	Rf,ces 70	87.7	Rf,ces 95	81.9
Rf,ces 21	90.6	Rf,ces 46	94.9	Rf,ces 71	85.6	Rf,ces 96	90.1
Rf,ces 22	90.4	Rf,ces 47	89.9	Rf,ces 72	94.7	Rf,ces 97	94.2
Rf,ces 23	97.1	Rf,ces 48	91.6	Rf,ces 73	83.0	Rf,ces 98	92.2
Rf,ces 24	93.4	Rf,ces 49	94.5	Rf,ces 74	89.7	Rf,ces 99	88.2
Rf,ces 25	91.1	Rf,ces 50	98.4	Rf,ces 75	87.2		



TM-30 Color Vector Graphic (CVG)

The Color Vector Graphic (CVG) shows a normalized version of the average change in (a', b') coordinates of CAM02 -UCS for the CES within each hue-angle bin.

